


# Phonics 1

This book

THIS BOOK

Belongs to:

BELOUG to:





a

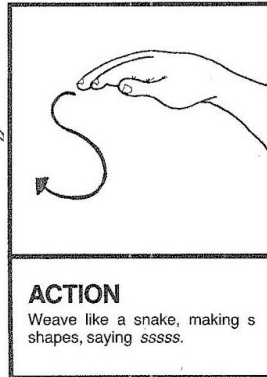

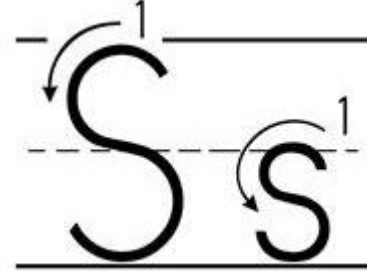
is

the



name: \_\_\_\_\_

Let's learn



**ACTION**

Weave like a snake, making s shapes, saying sssss.

**S**

(Tune: *The Farmer in the Dell* Track 1)

The snake is in the grass.

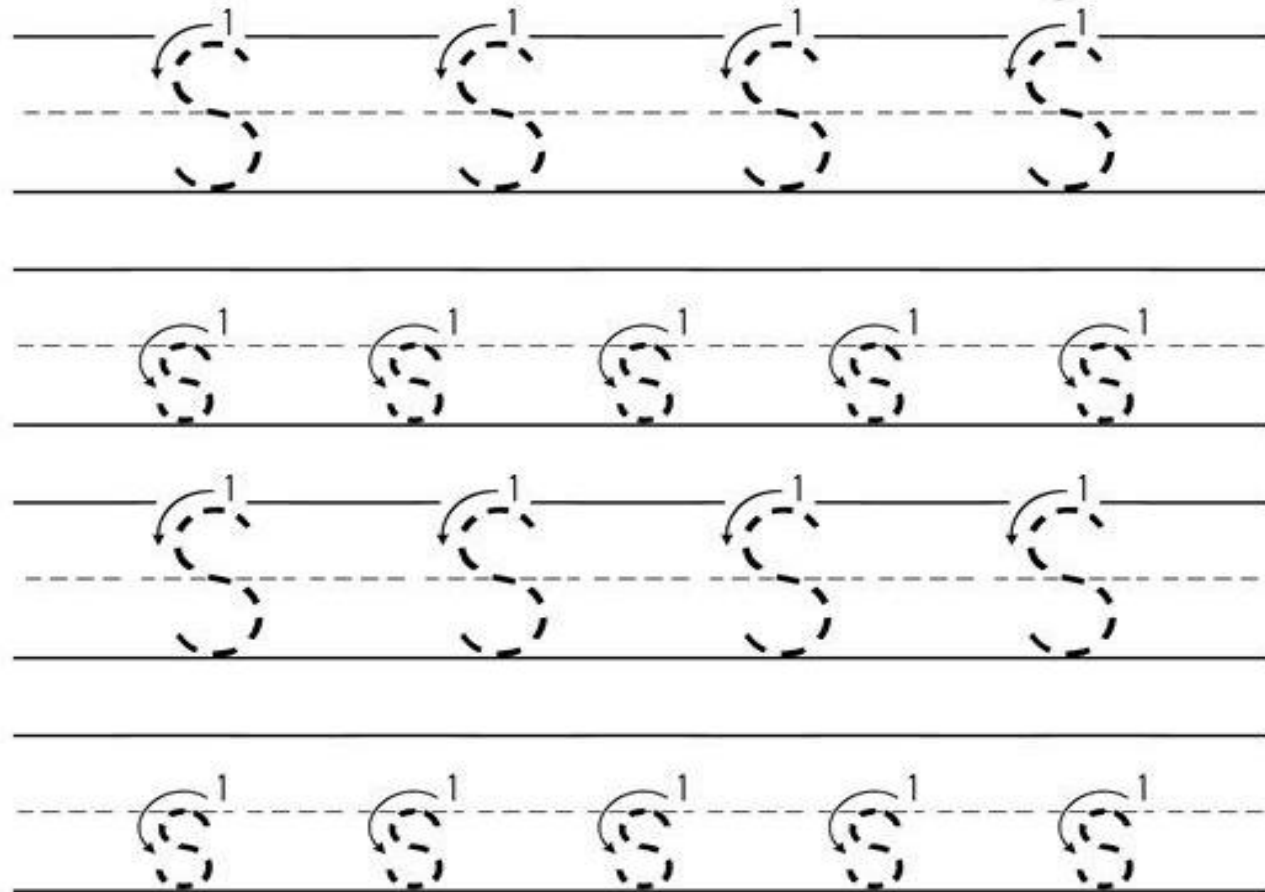
The snake is in the grass.

/sss/! /sss/!

The snake is in the grass.



**Action:** Weave your hand in an 's' shape, like a snake, and say ssssss.



Ss

Aa

Tt

Ii

Pp

Nn





a

is

the



name: \_\_\_\_\_

## Flashcards



Let's color and circle "s" :



snake



seed



snail



star




spider



spoon



sink




sun



sunflower



sock



see



six



sea



seal



Ss

Aa

Tt

Ii

Pp

Nn





a

is

the




name: \_\_\_\_\_

## Flashcards



Let's color the flashcards that begins with "s":



Ss

Aa

Tt

Ii

Pp

Nn





a

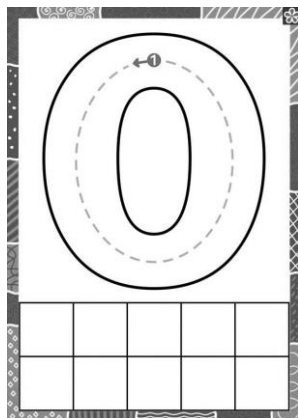

is

the




name: \_\_\_\_\_

Let's count and write :



zero



zero



zero



Ss

Aa

Tt

Ii

Pp

Nn





a



is

the



name: \_\_\_\_\_

Let's copy Your name :



blue



red



yellow



pink



black



green



Ss

Aa

Tt

Ii

Pp

Nn







a






is

the



name: \_\_\_\_\_

Let's match :



Ss

Aa

Tt

Ii

Pp

Nn





a


is

the



name: \_\_\_\_\_

Let's learn :



Action  
Wiggle fingers  
above elbow as  
if ants are  
crawling on  
you, and say  
a, a, a.

A a

a, a, a

Ants on my arm,

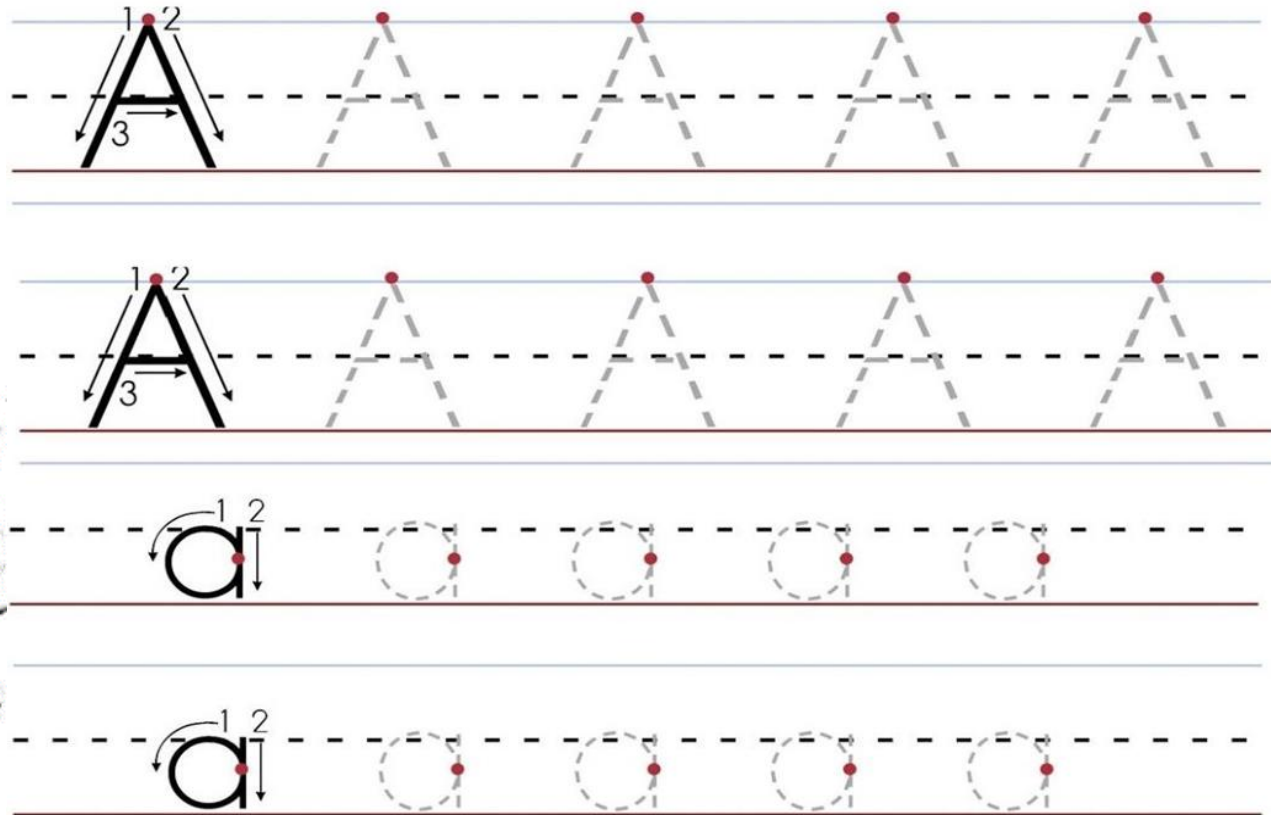
a, a, a

Ants on my arm,

a, a, a

Ants on my arm.

They're causing me alarm.



Ss

Aa

Tt

Ii

Pp

Nn







a

is



the



name: \_\_\_\_\_

## Flashcards


Let's color and circle "a" :



astronaut



arrow



ant



apple



apple pie



apple tree



Ss

Aa

Tt

Ii

Pp

Nn





a

is


the



name: \_\_\_\_\_

## Flashcards

Let's color the flashcards that begins with "a":



Ss

Aa

Tt

Ii

Pp

Nn





a

is


the




name: \_\_\_\_\_

Let's count and write :

1 2 3 4 5



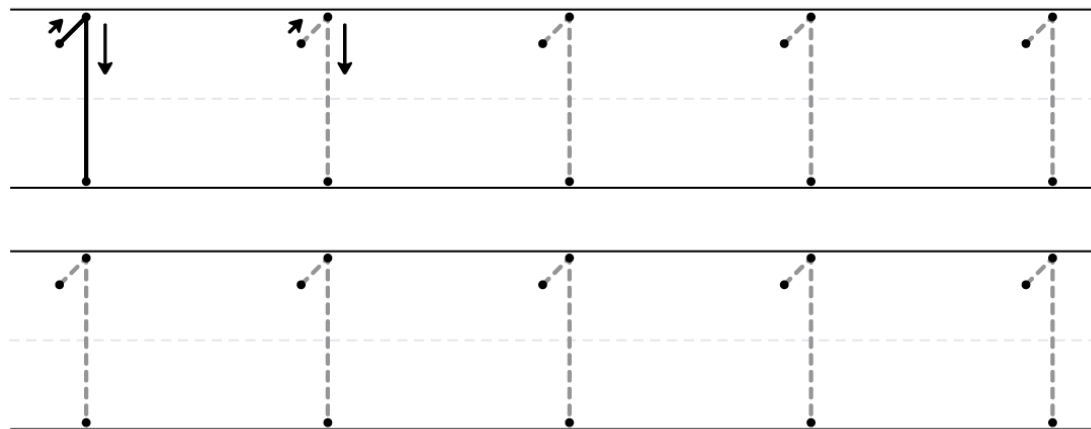
one



one



one



Ss

Aa

Tt

Ii

Pp

Nn





a

is




the









name: \_\_\_\_\_




Odd one out:



Aa	
	

Ss	
	

Aa	
	

	
Ss	



Ss

Aa

Tt

Ii

Pp

Nn





a


is

the



name: \_\_\_\_\_

Let's learn :




Let's write:

a

a spider



a snail



Ss

Aa

Tt

Ii

Pp

Nn





a


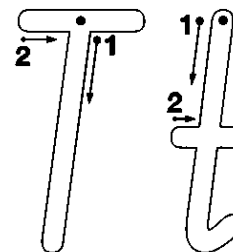
is

the




name: \_\_\_\_\_

Let's learn :



**ACTION**


Children imitate watching tennis, turning head from side to side and saying tttt.



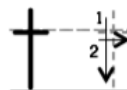
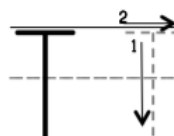
When I watch the tennis game,  
/t/ - /t/ - /t/ ,  
/t/ - /t/ - /t/ ...  
...when I watch the tennis game  
My head goes back and forth.

T t

Some children are playing tennis.  
They hit the ball to each other, t, t, t, t.



**Action:** Turn head from side to side as if watching tennis and say t, t, t, t.



Ss

Aa

Tt

Ii

Pp

Nn







a

is

the



name: \_\_\_\_\_

## Flashcards


Let's color and circle "t":



**tennis**



**tiger**



**turtle**



**tree**




**tie**



**tent**



**tap**



**television**

**TV**



Ss

Aa

Tt

Ii

Pp

Nn





a


is

the




name: \_\_\_\_\_

Let's count and write :



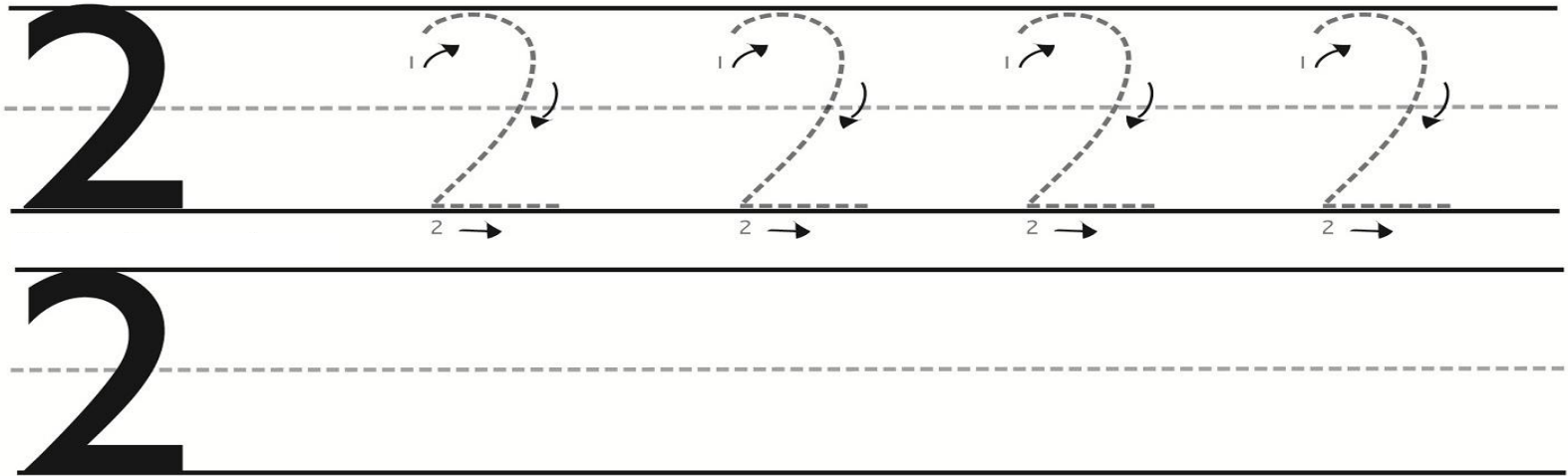
two



two



two



Ss

Aa

Tt

Ii

Pp

Nn





a



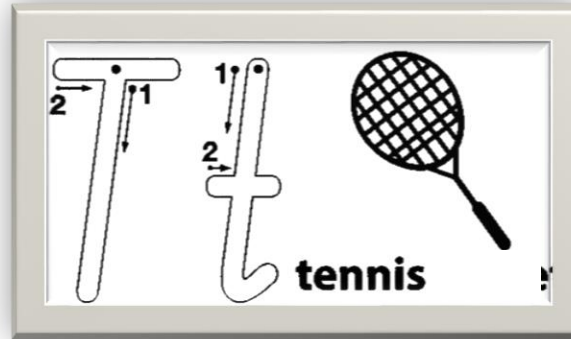

is

the



name: \_\_\_\_\_

Let's color the pictures begins with "Tt" :



Ss

Aa

Tt

Ii

Pp

Nn





a

is

the



name: \_\_\_\_\_

Let's blend, read and write:



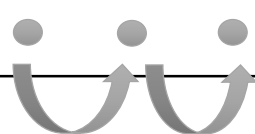
a t



\_\_\_\_\_

\_\_\_\_\_

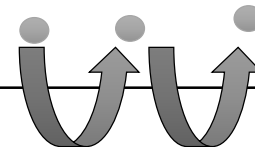
t a t



\_\_\_\_\_

\_\_\_\_\_

s a t



\_\_\_\_\_

\_\_\_\_\_



Ss

Aa

Tt

Ii

Pp

Nn





a

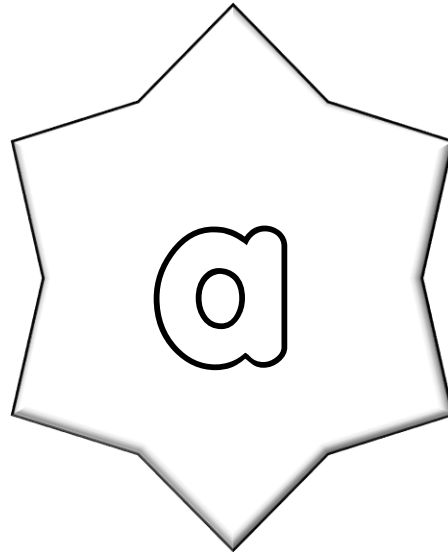

is

the



name: \_\_\_\_\_

Let's color: :



TRICKY  
WORDS

a



a



Ss

Aa

Tt

Ii

Pp

Nn





a

is

the




name: \_\_\_\_\_

Let's learn :



Action

Pretend to be a mouse, by wiggling fingers on end of your nose (whiskers) and squeak i, i, i.

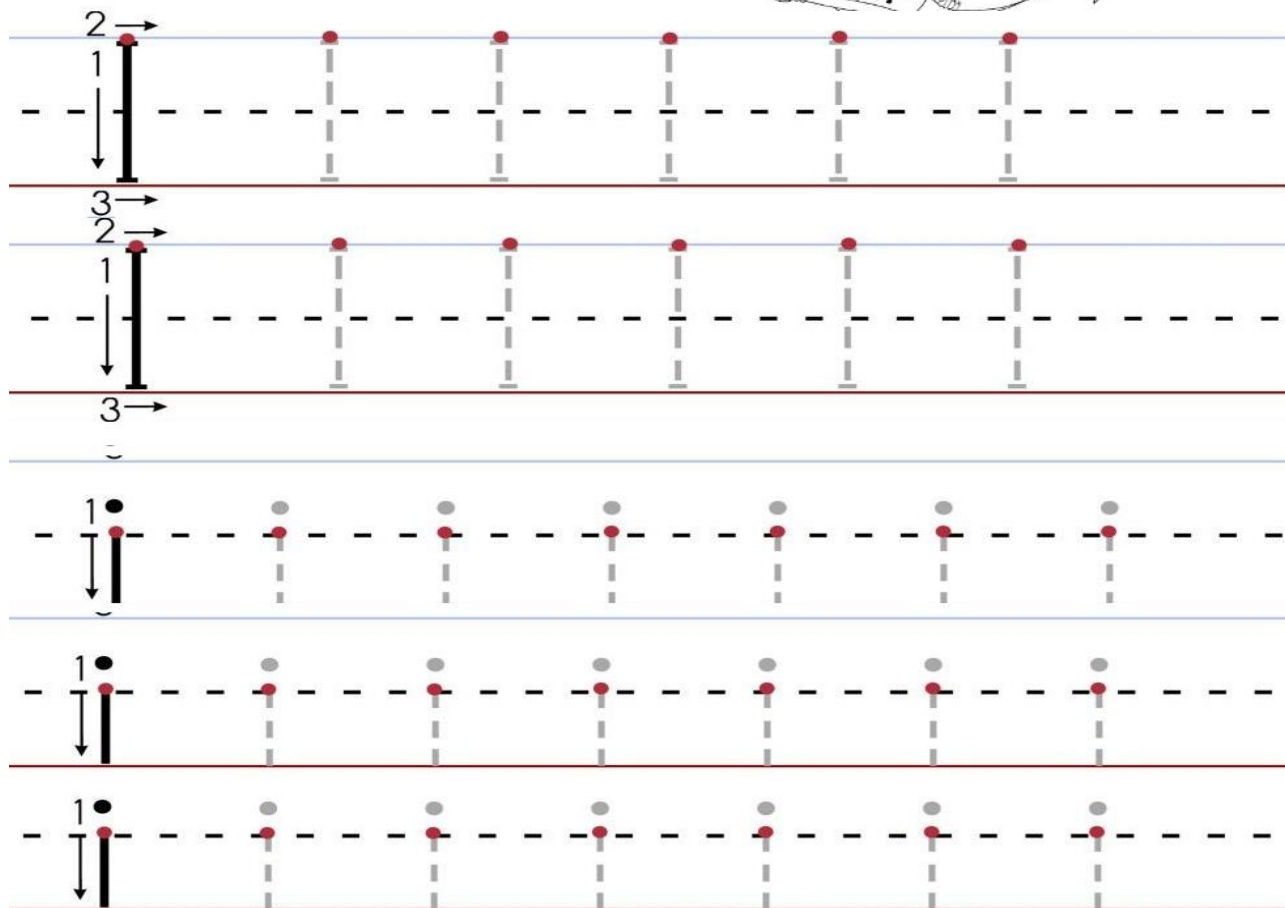
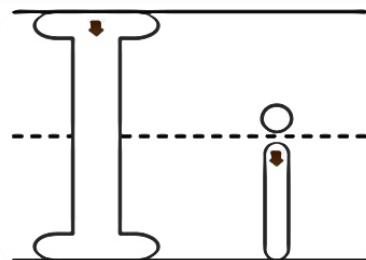


Inky the mouse is my pet.

She spilled the ink and got wet.

The ink it spread all over the desk.

/i/, /i/, /i/, /i/ - Inky's wet!



Ss

Aa

Tt

Ii

Pp

Nn







a

is

the




name: \_\_\_\_\_

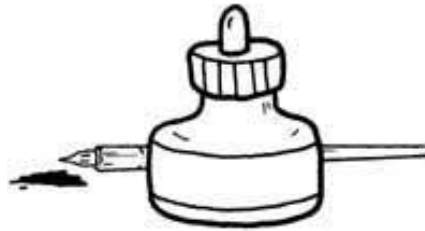
## Flashcards



Let's color and circle "I" :



igloo



ink



inky mouse



iguana



insects



Ss

Aa

Tt

Ii

Pp

Nn





a


is

the




name: \_\_\_\_\_


Let's count and write :



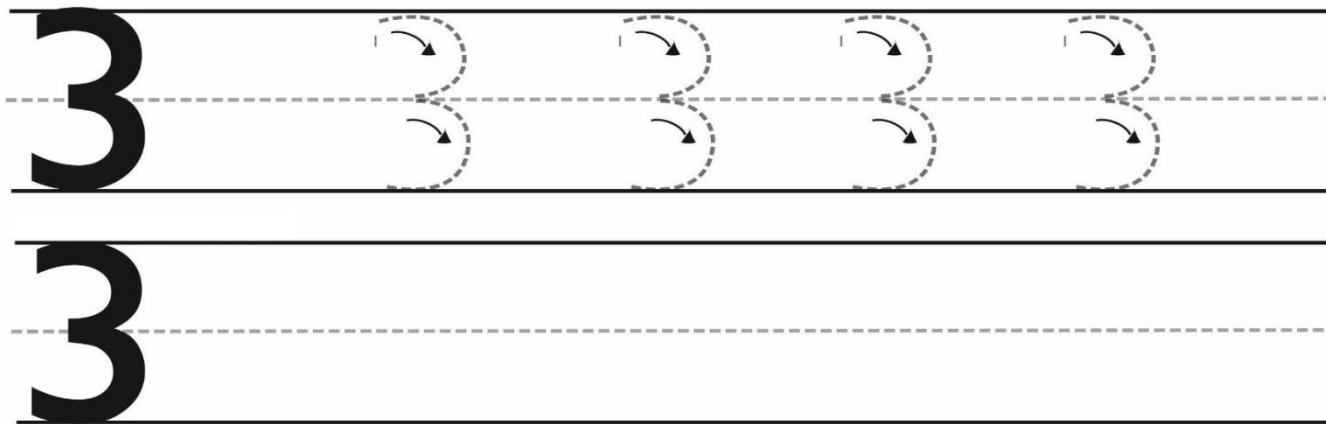
three



three



three



Ss

Aa

Tt

Ii

Pp

Nn





a

is

the

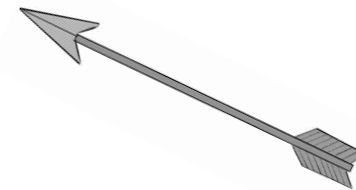









name: \_\_\_\_\_

Let's color and circle "i" :



Let's color the flashcards that begins with "i" :



Ss

Aa

Tt

Ii

Pp

Nn





a

is

the



name: \_\_\_\_\_

Let's learn :



is

Let's read and write:


is

It

is

a

tap.



Ss

Aa

Tt

Ii

Pp

Nn





a

is

the



name: \_\_\_\_\_

Let's match :



a

s



s

I



i

A



t

A



a

T



Ss

Aa

Tt

Ii

Pp

Nn







a

is


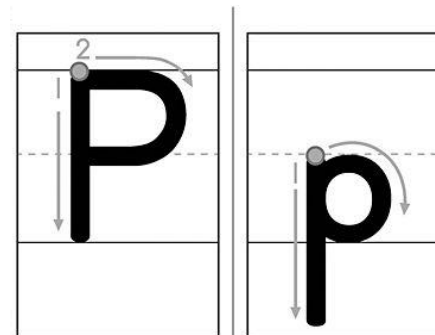

the



name: \_\_\_\_\_

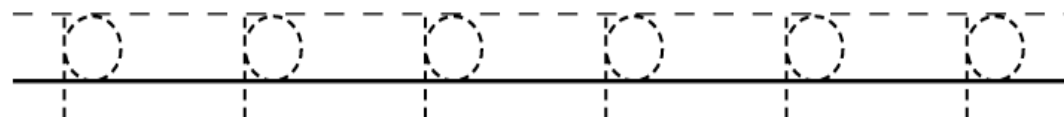
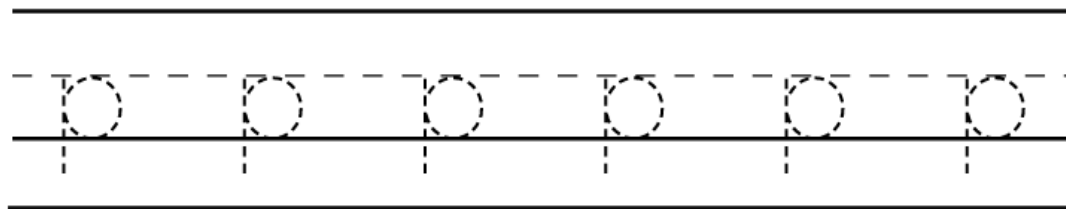
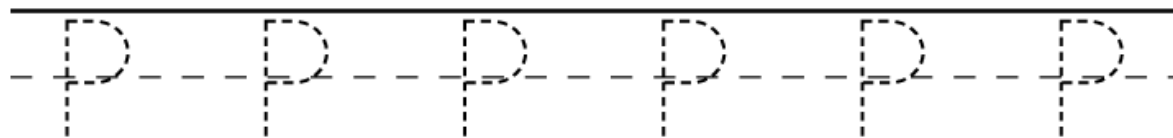
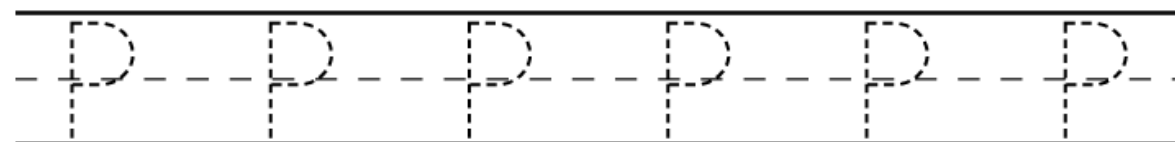
Let's learn :

P p



**ACTION**

Hold up index finger, as if it is a lit candle, and imagine putting it out, saying p.



Puff out the candles on the pretty pink cake.

/p/. /p/. /p/.

/p/. /p/. /p/.

Puff out the candles on the pretty pink cake.

Puff! Puff! Puff!



Ss

Aa

Tt

Ii

Pp

Nn







a

is

the



name: \_\_\_\_\_

## Flashcards




Let's color and circle "p ":



present



pig




potato



pineapple



parrot



pot



pen



pin



pencil



pan



pail



pear



panda



Ss

Aa

Tt

Ii

Pp

Nn





a

is

the



name: \_\_\_\_\_

Let's blend, read and write:



pat

\_\_\_\_\_

pit

\_\_\_\_\_

tap

\_\_\_\_\_

sat

\_\_\_\_\_

sit

\_\_\_\_\_



Ss

Aa

Tt

Ii

Pp

Nn





a


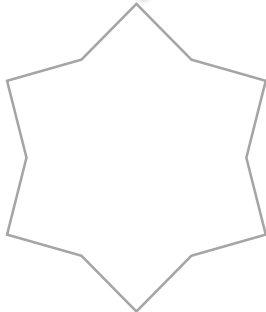
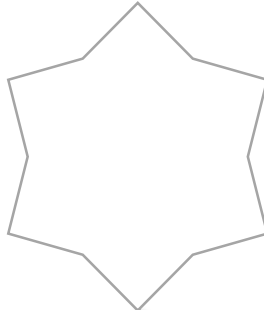
is

the



name: \_\_\_\_\_

Let's color and write :



Ss

Aa

Tt

Ii

Pp

Nn





a

is


the



name: \_\_\_\_\_

## Flashcards

Let's color the flashcards that begins with "p".



Ss

Aa

Tt

Ii

Pp

Nn





a

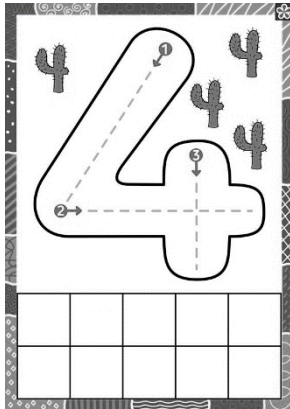
is

the




name: \_\_\_\_\_

Let's count and write :



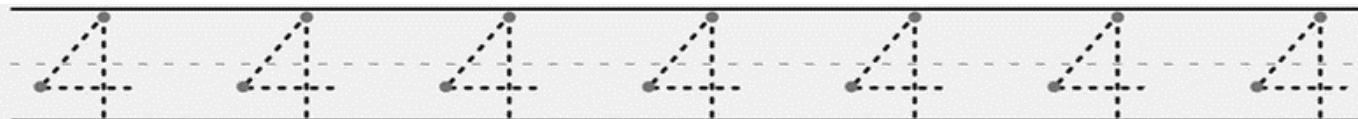
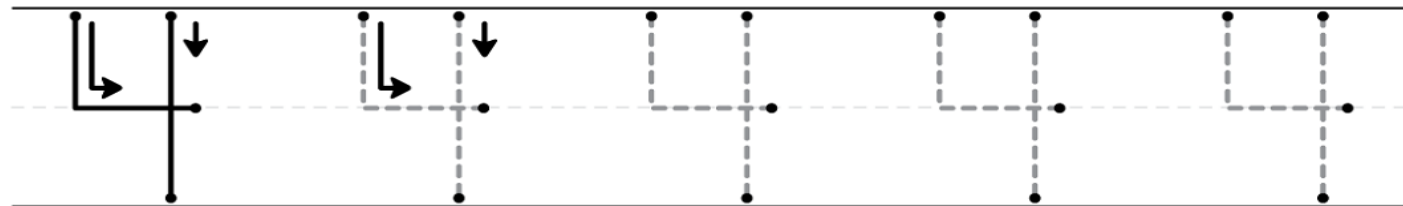
four



four



four



Ss

Aa

Tt

Ii

Pp

Nn





a


is

the



name: \_\_\_\_\_

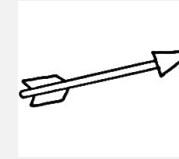
Color according to the beginning sounds:



Ss





Aa




Tt



Ii



Pp



Ss

Aa

Tt

Ii

Pp

Nn







a

is

the



name: \_\_\_\_\_

Let's learn :

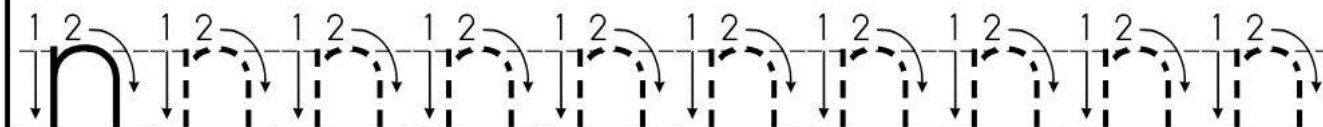
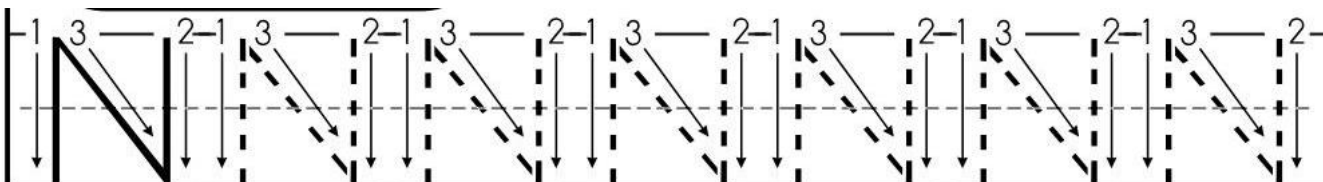
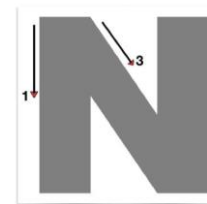



N n



Action  
Hold out arms, as if an  
aeroplane nose diving  
and say nnnn.

Hear the aeroplane,  
/nnn/  
Hear the aeroplane,  
/nnn/  
Hear the aeroplane,  
/nnn/!...  
...making lots of noise.



Ss

Aa

Tt

Ii

Pp

Nn





a

is

the



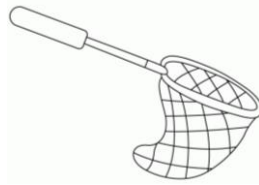
name: \_\_\_\_\_

## Flashcards

Let's color and circle "n" :



nest




net



numbers



nuts



nose



next



neck



nap  
... ..



Ss

Aa

Tt

Ii

Pp

Nn





a

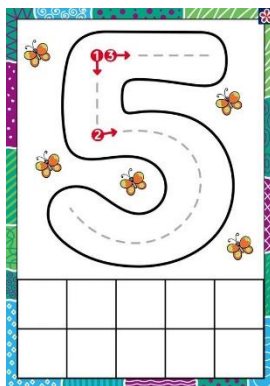
is

the




name: \_\_\_\_\_

Let's count and write :



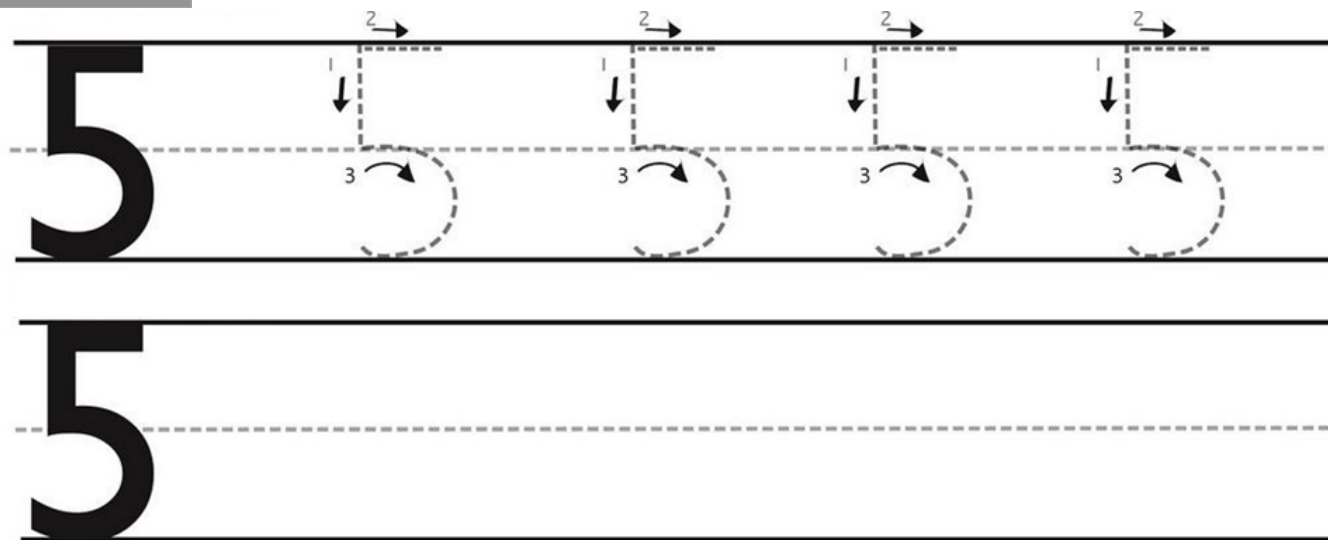
five



five



five



Ss

Aa

Tt

Ii

Pp

Nn





a


is

the




name: \_\_\_\_\_


Let's write the missing sounds :



\_eck



\_ap



\_nt



\_ink



\_arrot



\_ap



\_in



\_nk



\_est



\_an



Ss

Aa

Tt

Ii

Pp

Nn





a

is

the



name: \_\_\_\_\_

Let's learn :

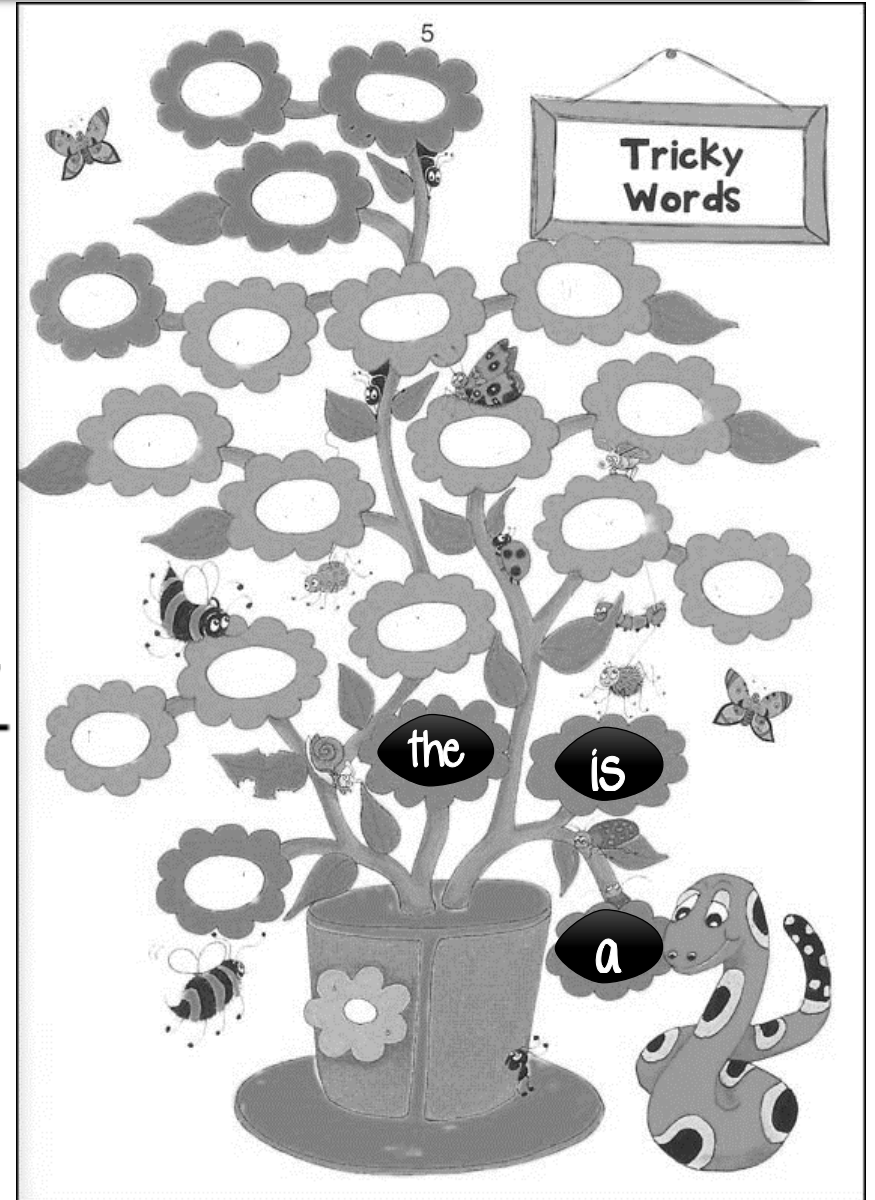



the

Let's read and write :

the

1. The ant is in the pan.



Ss

Aa

Tt

Ii

Pp

Nn







a

is

the



name: \_\_\_\_\_

Words to blend :



at	it	in	ap	ip	an
pat	pit	pin	sap	sip	pan
sat	sit	tin	tap	tip	tan
tat	nit	sin	nap	nip	nan



Ss

Aa

Tt

Ii

Pp

Nn







a


is

the





name: \_\_\_\_\_

## Spelling test:



1. _____	7. _____
2. _____	8. _____
3. _____	9. _____
4. _____	10. _____
5. _____	* _____
6. _____	* _____



score  
+

© lucky to be in first 2015



Ss

Aa

Tt

Ii

Pp

Nn





a

is



the



name: \_\_\_\_\_


## Spelling test:

1.	7.
2.	8.
3.	9.
4.	10.
5.	*
6.	*



score  
+

© lucky to be in first 2015



Ss

Aa

Tt

Ii

Pp

Nn





a

is



the



name: \_\_\_\_\_


## Spelling test:

1.	7.
2.	8.
3.	9.
4.	10.
5.	*
6.	*



score  
+

© lucky to be in first 2015



Ss

Aa

Tt

Ii

Pp

Nn





a

is

the



name: \_\_\_\_\_

## Spelling test:

1. \_\_\_\_\_

2. \_\_\_\_\_

3. \_\_\_\_\_

4. \_\_\_\_\_

5. \_\_\_\_\_

6. \_\_\_\_\_

7. \_\_\_\_\_



8. \_\_\_\_\_

9. \_\_\_\_\_

10. \_\_\_\_\_

\* \_\_\_\_\_


\* \_\_\_\_\_



score

+

© lucky to be in first 2015



Ss

Aa

Tt

Ii

Pp

Nn





a

is



the



name: \_\_\_\_\_


## Spelling test:

1.	7.
2.	8.
3.	9.
4.	10.
5.	*
6.	*



score  
+

© lucky to be in first 2015



Ss

Aa

Tt

Ii

Pp

Nn





a

is



the



name: \_\_\_\_\_


## Spelling test:

1.	7.
2.	8.
3.	9.
4.	10.
5.	*
6.	*



score  
+

© lucky to be in first 2015



Ss

Aa

Tt

Ii

Pp

Nn







a

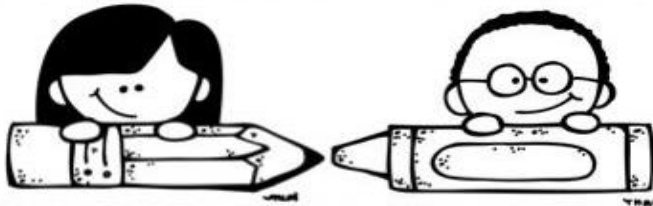
is


the



name: \_\_\_\_\_

## Spelling test:

1.	7.
2.	8.
3.	9.
4.	10.
5.	*
6.	*
	
<div>score +</div> <small>© lucky to be in first 2015</small>	



Ss

Aa

Tt

Ii

Pp

Nn





a


is

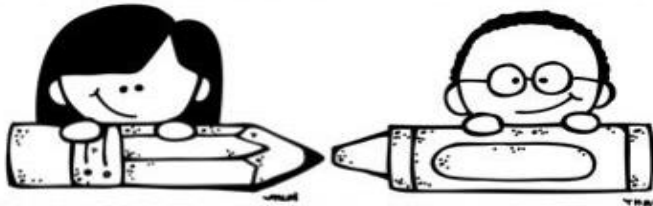
the



name: \_\_\_\_\_

## Spelling test:



1.	7.
2.	8.
3.	9.
4.	10.
5.	*
6.	*
	
<div>score +</div> <small>© lucky to be in first 2015</small>	



Ss

Aa

Tt

Ii

Pp

Nn





a

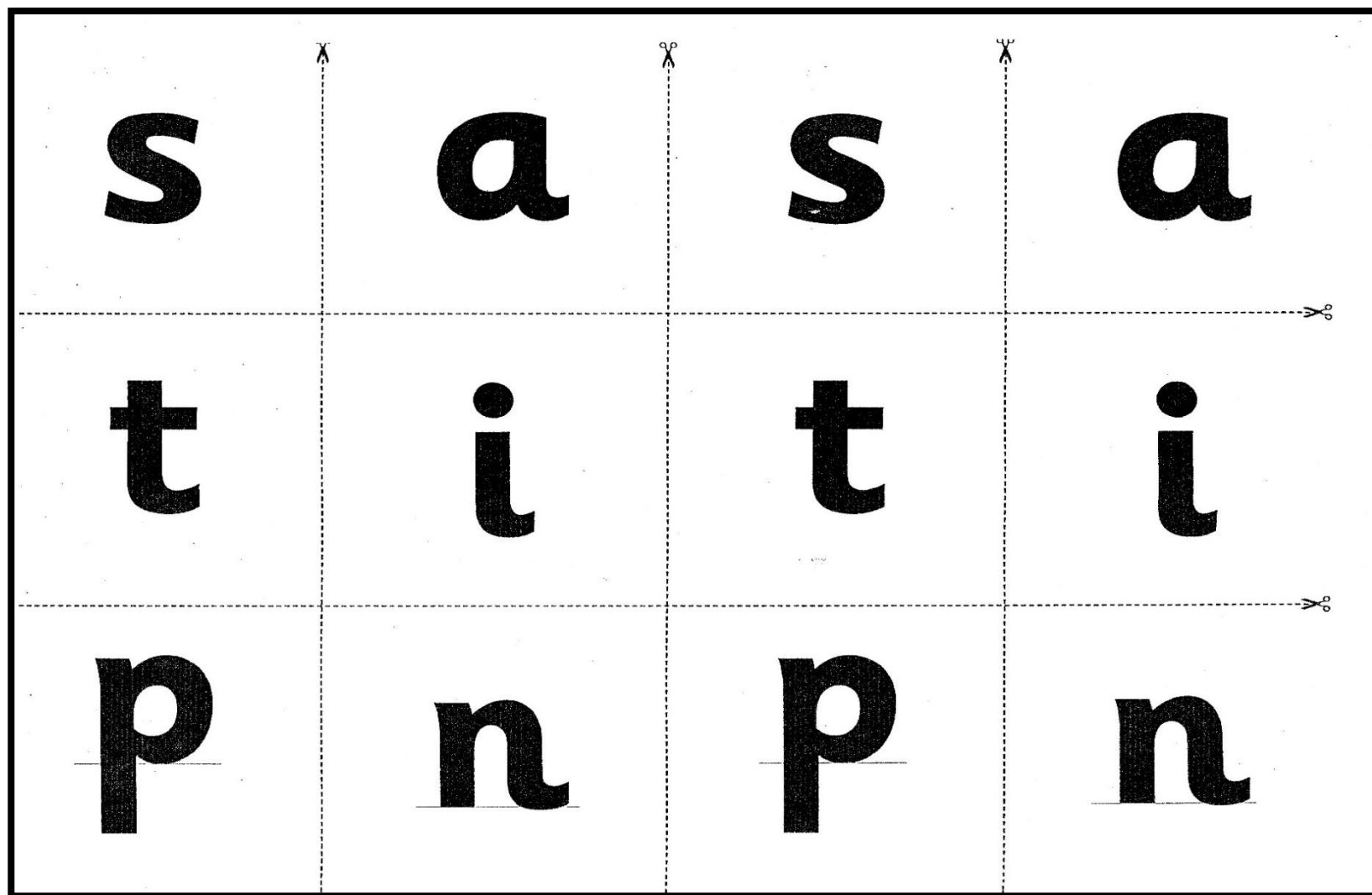
is

the



name: \_\_\_\_\_

Let's cut and play :



Ss

Aa

Tt

Ii

Pp

Nn





a



is

the



name: \_\_\_\_\_

Let's color ,cut and play :



Ss

Aa

Tt

Ii

Pp

Nn





a

is

the



name: \_\_\_\_\_

Let's color ,cut and play :



Ss

Aa

Tt

Ii

Pp

Nn





a

is

the

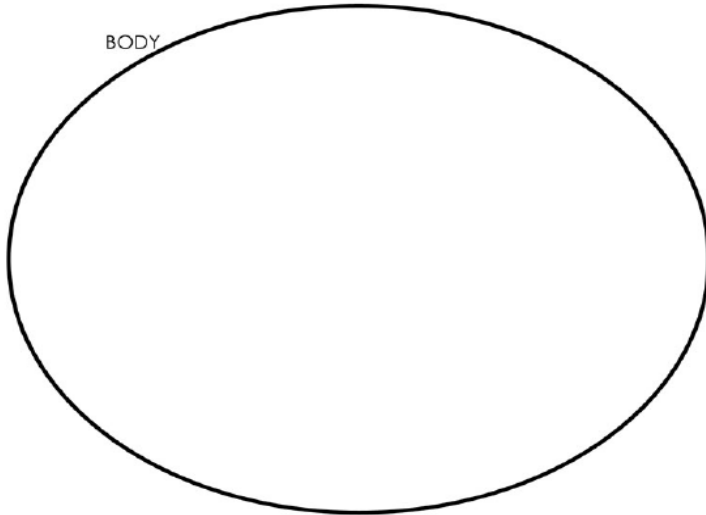


name: \_\_\_\_\_




Let's color, cut and play :

BODY




Spider Craft  
from LearnCreateLove.com  
Do Not Redistribute



EXAMPLE

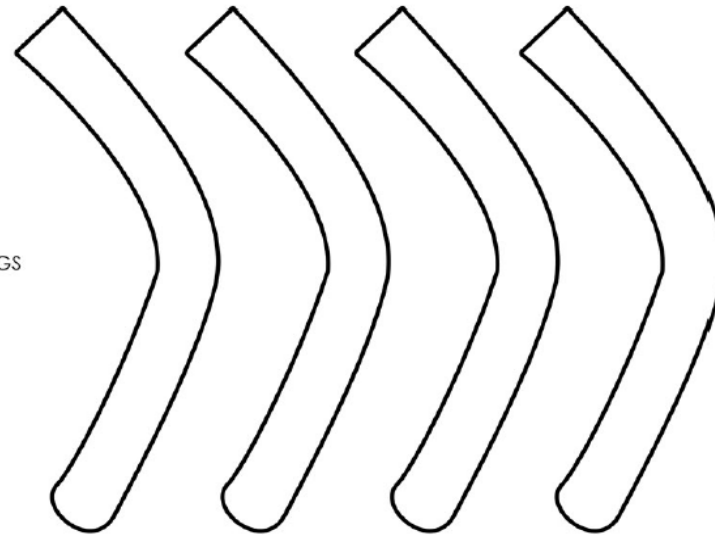
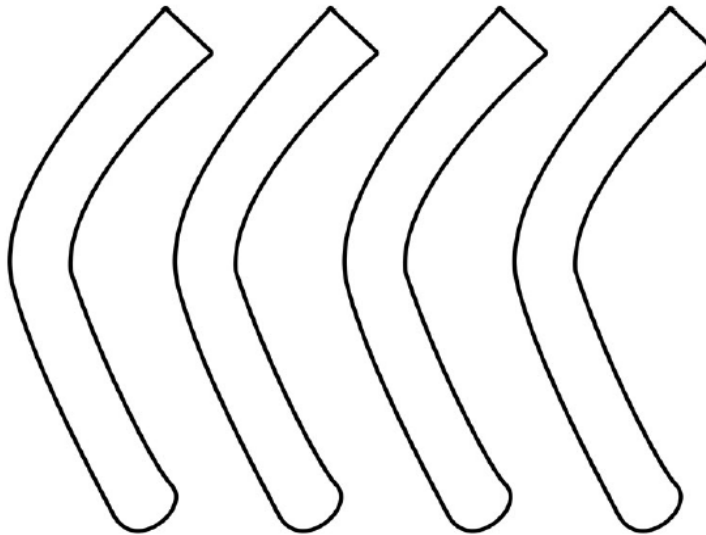


EYES



SMILE

LEGS



Ss

Aa

Tt

Ii

Pp

Nn







a

is

the



name: \_\_\_\_\_

Let's cut and blend :



cvc words flip  
reader

Cutout all the boxes.

Attach the smaller  
boxes by stapling  
them to the shaded  
gray areas on the big  
box.



s



a




t



i



p



t



n



n



Ss

Aa

Tt

Ii

Pp

Nn





a

is

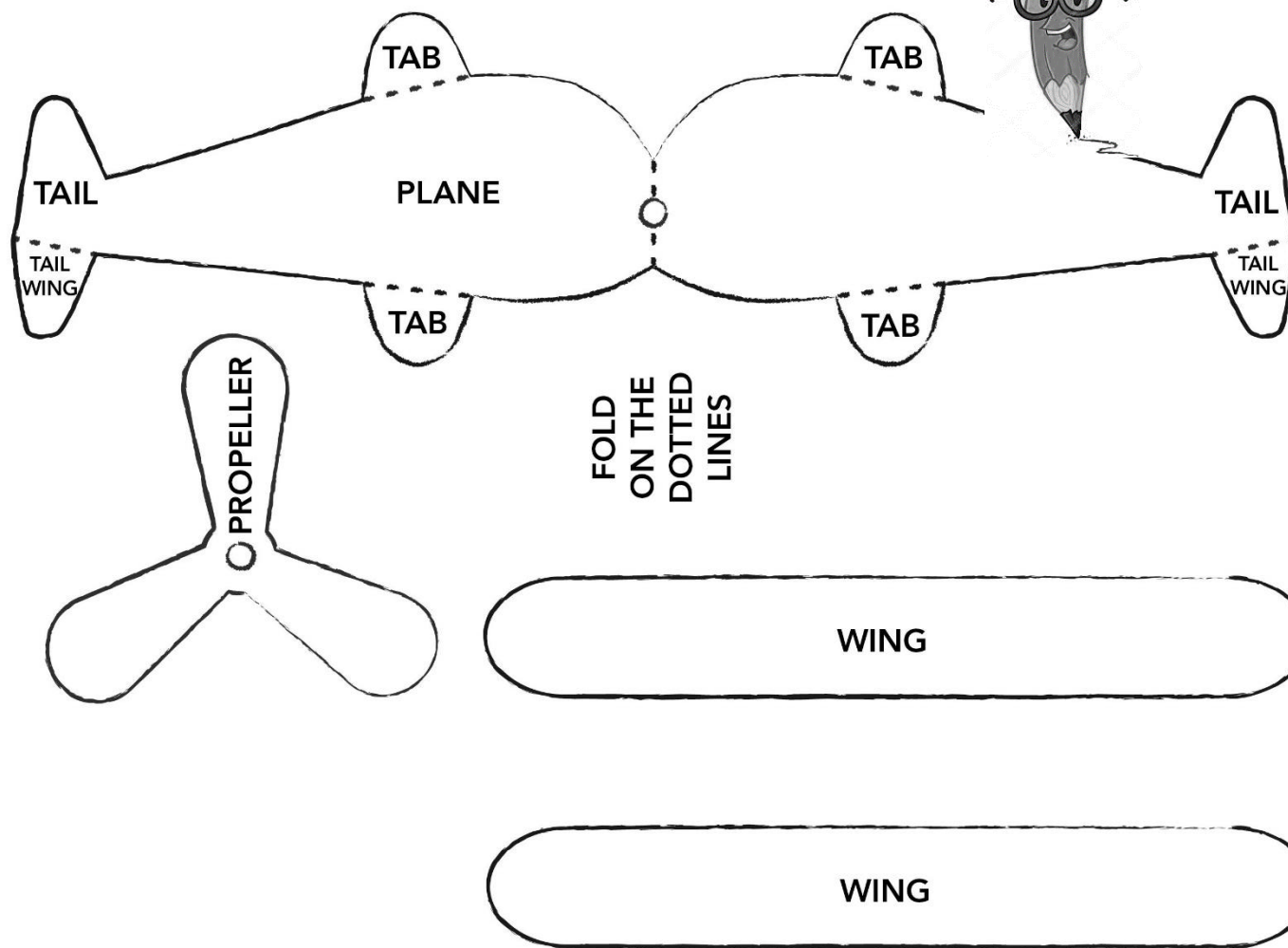
the



name: \_\_\_\_\_



Let's cut and play :



Ss

Aa

Tt

Ii

Pp

Nn

